

Patricia Acosta
Angela Padrón
Katie Foufouti

4

English

Happy Campers

Student Book



Happy Campers Student Book



AZƏRBAYCAN RESPUBLİKASININ DÖVLƏT HİMNİ

Musiqisi *Üzeyir Hacıbəylinin,*
sözləri *Əhməd Cavadındır.*

Azərbaycan! Azərbaycan!
Ey qəhrəman övladın şanlı Vətəni!
Səndən ötrü can verməyə cümlə hazırız!
Səndən ötrü qan tökməyə cümlə qadiriz!
Üçrəngli bayrağınla məsud yaşa!

Minlərlə can qurban oldu,
Sinən hər bə meydan oldu!
Hüququndan keçən əsgər,
Hərə bir qəhrəman oldu!

Sən olasan gülüstan,
Sənə hər an can qurban!
Sənə min bir məhəbbət
Sinəmdə tutmuş məkan!

Namusunu hifz etməyə,
Bayrağını yüksəltməyə
Cümlə gənclər müştəqdir!
Şanlı Vətən! Şanlı Vətən!
Azərbaycan! Azərbaycan!



HEYDAR ALIYEV
THE NATIONAL LEADER OF THE AZERBAIJANI NATION

English as the main foreign language

English
Happy Campers
4
Student Book

Patricia Acosta
Angela Padrón
Katie Foufouti

Please, send your inquiries, comments and suggestions
to us at the following email address: derslik@edu.gov.az
We thank you for the cooperation.



Contents

Scope and Sequence	6
Welcome	8
Unit 1	10
Unit 2	18
Unit 3	26
Unit 4	34
Unit 5	42
Unit 6	50
Unit 7	58
Unit 8	66

Scope and Sequence

Unit	Pages	Vocabulary	Grammar
1	10–17	Numbers: numbers 10–100 Family: grandparents, parents, aunt, uncle, cousin, niece, nephew	How old is he? He’s ninety-nine. Who is she? She’s my aunt. Who are they? They’re my grandparents.
2	18–25	Months of the Year: January, February, March, April, May, June, July, August, September, October, November, December Ordinal Numbers: ordinal numbers 1st–31st	When’s your birthday? It’s in August. What’s the date today? Today is October fifteenth.
3	26–33	Times of Day / Adverbs of Time: in the morning, in the afternoon, in the evening, at night, noon, midnight, early, late Daily Routine: get up, eat breakfast, go to school, eat lunch, eat dinner, go to bed, get dressed	What time is it? It’s 2 o’clock. It’s 2:30. It’s noon. What time do you eat breakfast? At 7 o’clock in the morning.
4	34–41	Sports: baseball, basketball, football, golf, ping pong, soccer, tennis, volleyball At Home: listen to music, talk on the phone, watch TV, take pictures, do homework, work on the computer	I’m (not) playing football. We’re (not) playing volleyball. He’s listening to music. They’re doing homework.
5	42–49	At the Park: climb trees, have a picnic, play ball, play on the swings, ride a bike, ride a skateboard, run, take a walk Chores: clean, wash the dishes, sweep the floor, feed the pets, take out the trash, set the table, make a snack, wash the car, smell, help	What are you doing? I’m (not) riding a bike. We’re (not) running. What’s he doing? He’s washing the dishes. What are they doing? They’re sweeping.
6	50–57	Clothes: T-shirt, pants, cap, shorts, jeans, swimsuit, sandals, sneakers At the Beach: swim, sleep, fly a kite, sail a boat, eat ice cream, build a sandcastle	What are you wearing? I’m wearing sneakers. Are you wearing shorts? Yes, I am. Is she swimming? Yes, she is. She isn’t sleeping.
7	58–65	Party Food: cake, chips, sandwiches, candy, juice, lemonade, popcorn, soda Party Time: sing, dance, bake a cake, buy snacks, send invitations, make decorations	Are they eating cake? Yes, they are. Are they drinking soda? No, they aren’t. We’re making decorations. Are you baking a cake? Yes, we are.
8	66–73	Abilities: draw, hop, paint, play the guitar, play the drums, jump rope, speak English, whistle Vocabulary Review: Grade 4 verbs	I can play the guitar. I cannot/can’t whistle. Can you whistle? Yes, I can.

Extra Practice

 Skills Book Pages 4–11

 Skills Book Pages 12–19

 Skills Book Pages 20–27

 Skills Book Pages 28–35

 Skills Book Pages 36–43

 Skills Book Pages 44–51

 Skills Book Pages 52–59

 Skills Book Pages 60–67

Teamwork Activity

Family Age Line



Birthday Calendar



Daily Activities Poster



Sing and Act



Weekly Activities Calendar



Favourite Activities Chart



Party Jobs Chart



Abilities Chart



WELCOME TO

Hello! I'm Sam.
Give me a big smile!

I'm Tom! We're in the Shutterbugs
Club! It's a camera club!




HAPPY CAMPERS!

Hi, I'm Lisa! I like to be in photos.


My name is Clare!
Wave to the camera!

The Happy Campers Song

Clap your hands
And move your feet!  03
Let's have fun,
Dance to the beat!
Happy Campers everywhere!
Happy Campers, hands in the air!
Spin around! Move your feet!
Hands up high! Clap to the beat!

UNIT 1

Lesson 1

1  04 Listen.
Then echo.

ten /ten/ **10**

20 twenty /'twenti/

thirty /'θɜ:(r)ti/ **30**

40 forty /'fɔ:(r)ti/

fifty /'fifti/ **50**

60 sixty /'sɪksti/


seventy /'sev(ə)nti/ **70**

80 eighty /'eɪti/

ninety /'nanti/ **90**

100
one hundred /wʌn 'hʌndrəd/

10

2  05 Listen and say.

Young and Old!

How old is she?
Thirty? Forty? Fifty?

How old is he?
Thirty? Forty? Fifty?



1.



A She's thirty-five.



B She's seventy-two.

3  05 **Sing:**
Young and Old!

2.



C She's ten.

D She's twenty.

3.



E He's ninety-nine.

F He's sixty-seven.

Grammar Snapshot!

How old is she?
She's ten.

How old is he?
He's ninety-nine.



4 Read and point the answer.

1. How old is he?
He's thirty.



2. How old is she?
She's seventy.



3. How old is he?
He's eighty-eight.



5 Point, ask, and answer.

How old is he?

He's ninety-nine.

Lesson 2

Shutterbugs



1 Who are the people in the photos?

2  06 Read and listen.

1 Nice photos, Lisa!
Who are they?

They're my parents and my grandparents.

2 Who is he? Who is she? She's funny!

He's my uncle. She's my aunt. I'm her favourite niece.

3  07 Listen and spell the words.



1. * * * * *



2. * * * * *



3. * * * * and * * * * *



4. * * * * *



5. * * * * *



6. * * * * *

4  06 Listen again to **Shutterbugs**.

They're my cousins. He's my mom's favourite nephew.

3

Ha! Look at his ears!

And he's my silly friend Tom!

Your favourite silly friend!

4

5 **Grammar Snapshot!** Read and say the answer.

- | | |
|------------------|---------------------|
| 1. Who is she? | He's my brother. |
| 2. Who are they? | She's my sister. |
| 3. Who is he? | They're my parents. |



6  08 Listen and cheer!

Who is he? He's my uncle!
Who is she? She's my aunt!
Who are they? They're my cousins!



7  Pages 6-7 **Skills Book**

Lesson 3

1  09 Read and listen.



The Family Picnic

1
Anna: Hi, Daisy! Today is my family picnic!

Mom: Hello, girls. The food is ready!

Anna: This is my mom. Her name is Ann. And this is my sister, Annabel.

Daisy: Wow! They look just like you!



2
Anna: That's my Aunt Annie and my grandma, Anita. She likes dancing!

Daisy: How old is she?

Anna: She's eighty-eight!



3

Dad: Lunch is ready!

Daisy: Who's that?

Anna: He's my dad. His name is James. That's my Uncle Jimmy and my grandpa, Jim.

Daisy: Who are they?

Anna: They're my three cousins. They're Pat, Rick, and Patrick. They're thirteen, fourteen, and fifteen years old. Come on! Let's eat!

Daisy: Wait! Your names! You're Anna, and there is Ann, Annabel, Annie, and Anita! Then there's James, Jimmy, and Jim! And your cousins are Pat, Rick, and Patrick!

Anna: That's right!

2 Point and say the names.



Annabel



*



*



*


3 Pages 8–9

Skills Book

Lesson 4

Team Up!

1 Think about people in your family.



2 Share with your team.

Jim is my brother.
He's two.

Katy is my sister.
She's thirteen.

3 Team up and make a team Family Age Line.

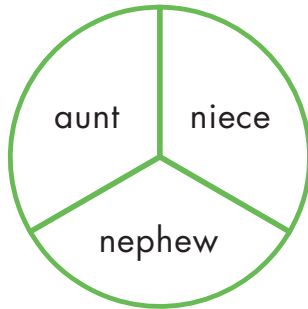
Joe is my grandpa. He's eighty-two.



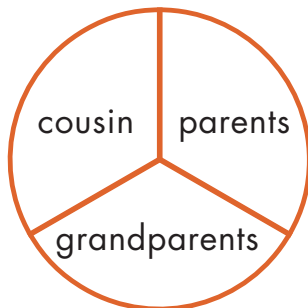
Round Up!

4 Say the words that are different.
Match them to the sentences.

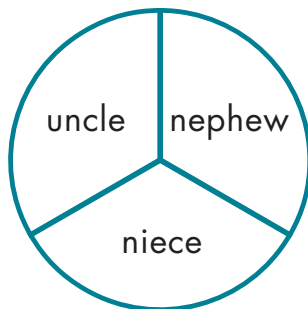
1.



2.



3.



This is a girl.

This is a boy.

This is one person.

5 Answer Ricky's Riddle!

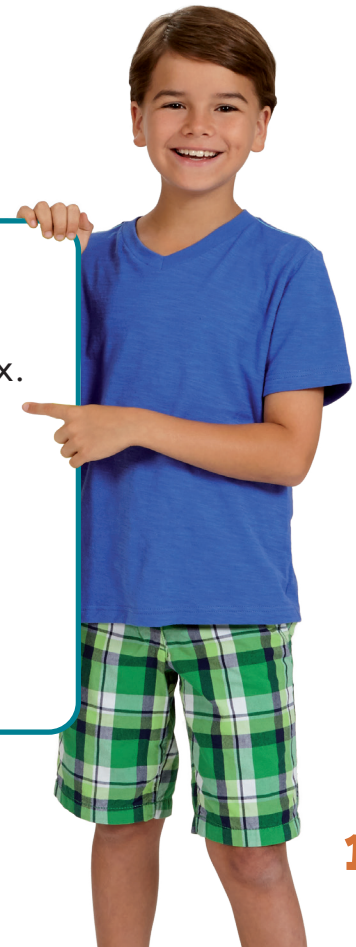
We have a **p** for letter one.

We have an **r** for letter three, and a **t** for letter six.

We're your grandparents' children.

Who are we?

We're your p * * * * * * .
1 2 3 4 5 6 7



6



Pages 10–11

Skills Book

UNIT 2

Lesson 1

1  11 Listen.

Then echo.



January
/ˈdʒænjuəri/



February
/ˈfebruəri/



March
/mɑː(r)tʃ/



April
/ˈeɪprəl/



May
/meɪ/



June
/dʒuːn/



July
/dʒʊˈlaɪ/



August
/ˈɔːɡəst/



September
/sepˈtembə(r)/



October
/ɒkˈtəʊbə(r)/



November
/nəʊˈvembə(r)/



December
/dɪˈsembə(r)/

18

2  12 Listen and complete.

Birthday Song!



When's your birthday?

Is it today?

Is it in January, March, or May?

1. It's in * .



3  **12 Sing:**
Birthday Song!



2. It's in * .

3. It's in * .



Grammar Snapshot!

When's your birthday?
It's in August.



4 **Read and say the answer.**

1. When's your birthday?

- a. It's in school.
- b. It's in July.

2. Use *when* to talk about

- a. times.
- b. places.




5 **Ask three friends and remember.**


Name	Birthday Month
------	----------------

When's your birthday?

It's in January.

6  **Pages 12–13 Skills Book**

Lesson 2

- 1 What month is it?
- 2  13 Read and listen.

Shutterbugs



1 Sam, what's the date today? March first?

February						
5	6	7	8	9	10	11
12	13	14	15	16	17	18
19	20	21	22	23	24	25
26	27	28	29			






No, Clare. It's February twenty-ninth.

2 But February only has twenty-eight days!

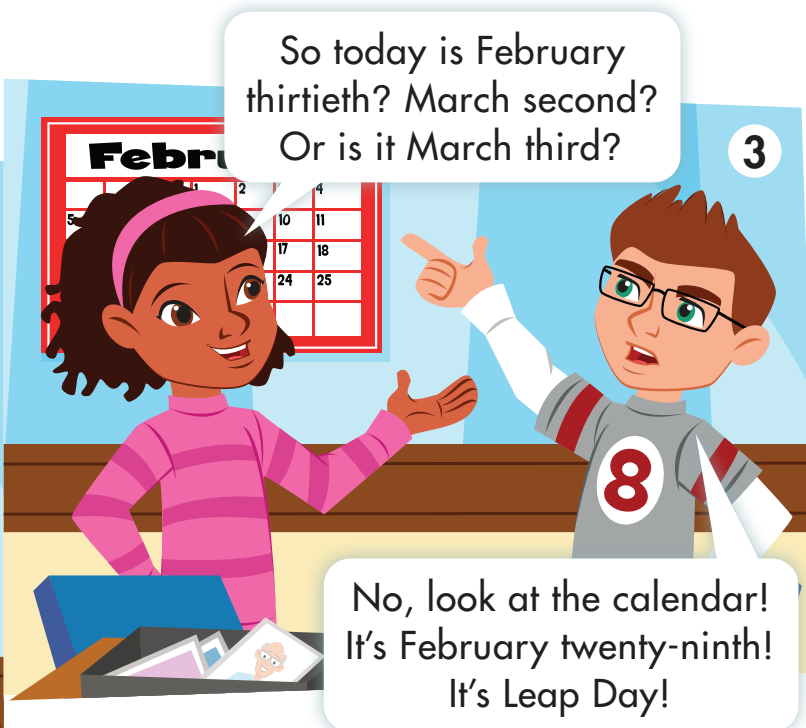
February						
		1	2	3	4	
5	6	7	8	9	10	11
12	13	14	15	16	17	18
19	20	21	22	23	24	25
26	27	28	29			

There's an extra day this year. Leap Day.

- 3  14 Listen and spell the words.

- | | | |
|----|---|--------|
| 1. |  | fourth |
| 2. |  | first |
| 3. |  | fifth |
| 4. |  | second |
| 5. |  | third |

4  **13** Listen again to **Shutterbugs**.





5 **Grammar Snapshot!** Complete the sentences.



What's *
* today?


* *
twenty-*.



6  **15** Listen and cheer!

What's the date today? Hey, hey!
Today is May eighth. Hey, hey!



7  **Pages 14–15** Skills Book

Lesson 3

1  16 Read and listen.

Field Day

1 Today is April 18th. It's Field Day! It's Mike's favourite day at school. He doesn't have math, science, English, or geography today!

There are a lot of great games on Field Day. Mike is in the sack race. Mike, Sarah, and Ben stand up in the sacks. "Go!" Miss May shouts. They hop across the field.



2 Oh, no! Mike is on the ground!



3

Wait! He's up again! He can't see his friends.
"I'm first! Wow!" Mike thinks. He hops to the
white line in the sack. He's very fast!



4

Mike's feet touch the white line.
"Hooray! I'm the winner!" Mike says.
"No, Mike! Ben is first. Look, this is
the start line!" Miss May says.
"Oh, no!" Mike says.

Ben is first in the race. Sarah is
second, and Mike is third.
Good job, everybody!



2 Answer the question.

When's Field Day?

It's on *.

3



Pages 16–17

Skills Book

Lesson 4

Team Up!

1 Think about how your birthday month is special.



2 Share your ideas.

September is in the autumn.

April is rainy.

3 Team up and make a Birthday Calendar.

My birthday is May twenty-second.



January	February	March	April
May	June	July	August
September	October	November	December

4 Name the missed letters.

Round Up!

1.

1st 2nd 3rd

* * *	st
* * * *	nd
* * *	rd


2.

4th 5th 6th

* * * *	th
* * *	th
* * *	th


5 Read the clues. Then choose and name the correct word.

1.




It's the sixth month.

2.





It has 31 days.

3.



It's the third month.

4.

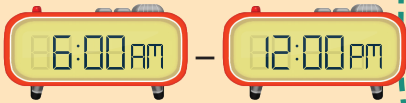


It's before May.

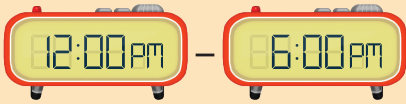
UNIT 3

Lesson 1

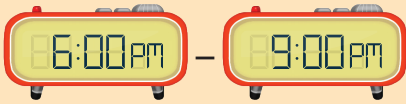
1  18 Listen.
Then echo.



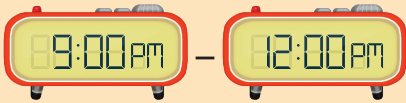
in the morning
/ɪn ðə 'mɔ:(r)niŋ/



in the afternoon
/ɪn ðə ,ɑ:ftə(r)'nu:n/



in the evening
/ɪn ðə 'i:vnɪŋ/



at night
/ət 'naɪt/



noon
/nu:n/


midnight
/'mɪd,naɪt/



early
/'ɜ:(r)li/



late
/leɪt/

2  19 Listen and say the times.

Let's Go!



What time is it? What time is it?
Let's go! Let's go! Let's go!



3  **19 Sing: Let's Go!**

1. It's 12 o'clock .

2. It's * * .

3. It's * * .

4. It's * * .

5. It's * * .

12:00

2:00 11:00

4:00 6:00

Grammar Snapshot!

What time is it?

It's noon.

It's 2:30.

It's 2 o'clock in the afternoon.



4 **Read and say the answer.**

1. What time is it?

a. It's 4 o'clock in the morning.

b. In the morning.

2. What time is it?


a. In the evening.


b. It's 3 o'clock in the afternoon.

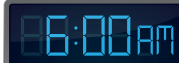
5 **Ask and answer.**

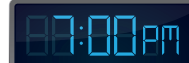
What time is it?

It's 10 o'clock at night. It's late!

1. 


2. 

3. 

4. 

5. 

6. 

6  **Pages 20–21 Skills Book**

Lesson 2

Shutterbugs



1 What is Tom's pet?

2  20 Read and listen.

1

We're late, Tom! What time do you get up?

At 7 o'clock, but I need to eat breakfast before I go to school!

2

What time do Lisa and Clare eat lunch?

At noon. They eat early!

3  21 Listen and spell the words.




1. * * * * *



2. * * * * * * * * * * * * * * *



3. * * * * * * * * * * * * * * *



4. * * * * * * * * * * * * * * *



5. * * * * * * * * * * * * * * *



6. * * * * * * * * * * * * * * *


4  **20** Listen again to **Shutterbugs**.



5 **Grammar Snapshot!** Read and say the answer.


1. What time do they eat lunch? At 7 o'clock.
2. What time do you get up? At noon.
3. What time do you eat dinner? At 6 o'clock.



6  **22** Listen and cheer!

What time do you go to school?
At 7:00! At 7:00! I go to school at 7 o'clock!



7  **Pages 22-23** Skills Book

Lesson 3

1  23 Read and listen.

Summer in Alaska

1
It's summer. Benny is in Alaska with his cousin Sammy.
It's cold in the summer here, but Benny likes Alaska very much.

"What time do you get up?" Benny asks.

"I get up at 7 o'clock," Sammy says.

"Me, too!"

Benny and Sammy eat breakfast.

"Do you have school today?" Benny asks.

"No! It's summer. I play at home every day," Sammy says.

"Me, too!"





2
Benny and Sammy go outside to play soccer.
"What time do you eat lunch?" Benny asks.
"At 12:00," Sammy says.
"Me, too!"


3
Benny and Sammy eat lunch.
"I like hamburgers and French fries," Sammy says.
"Me, too!"

4
In the afternoon they go to the movie theatre. Then they eat dinner in the evening.

It's 10:30 at night. Benny and Sammy go to bed.
"Do you have night in Alaska?" Benny asks.
"Yes. But it's summer in Alaska. It's sunny late at night!"



2 Say the pictures in order.



3 Pages 24–25 Skills Book

Lesson 4

Team Up!

1 Think about your day. Name activities and times.

My Day

1. get up: 6:00
2. go to school: 7:00

2 Share your list.

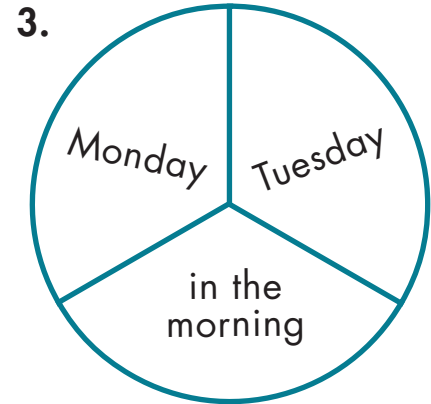
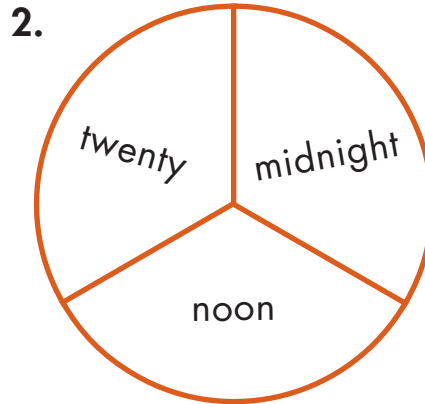
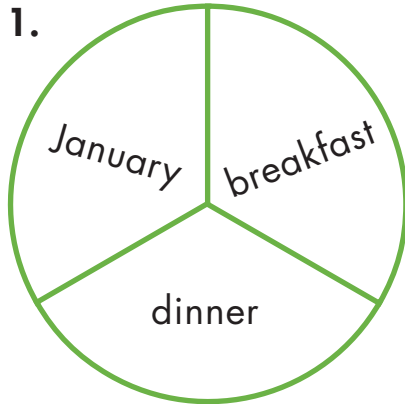
What time do you get up? At 6:00.

3 Team up and make a Daily Activities Poster.



Round Up!

4 Say the words that are different.
Match them to the sentences.



This is a time of day.

This is a month.

This is a number.

5 Answer Ricky's Riddle!

My first letter is in **big** and in **bear**.

My fifth letter is in **kite** but not in **write**.

My eighth letter is in **sun** but not in **run**.

You eat me in the morning.

What am I?

I'm * * * * * * * * * * .
 1 2 3 4 5 6 7 8 9



6



Pages 26–27

Skills Book

UNIT 4

Lesson 1

1




25

Listen.

Then echo.



baseball
/'beɪsbɔ:l/



basketball
/'bɑ:skɪtbɔ:l/
/'bæskɪtbɔ:l/



football
/'fʊtbɔ:l/



golf
/gɒlf/



ping pong
/pɪŋ pɒŋ/



soccer
/'sɒkə(r)/



tennis
/'tenɪs/



volleyball
/'vɒlibɔ:l/
/'vɑ:lɪbɔ:l/

2



26

Listen and complete.

Let's Play!



1. I'm not playing * .

I'm playing * .

 * is fun!

Let's play!

2. We're not playing * .

We're playing * * .

 * * is fun!

Let's play!

3. We're not playing * .

We're playing * .

 * is fun!

Let's play!

3  **26 Sing: Let's Play!**



Grammar Snapshot!

I'm playing basketball.
I'm not playing football.
We're playing baseball.
We're not playing volleyball.



4 Look. Then read and say which answer is correct: a or b.

- a. I'm playing tennis.
b. We're playing tennis.



- a. I'm not playing golf.
b. We're not playing golf.



5 Say the sentences.

- We / baseball 


we're not playing baseball.

- I / golf 

*' * ***** *

- I / soccer 

*' * *** ***** *

6  **Pages 28–29 Skills Book**

Lesson 2

Shutterbugs



1 What is Lisa's grandma doing?

2 27 Read and listen.

1

Hi, Mom, I need to take a family picture. Where is Dad?

He's reading and listening to music.

2

Hi, Dad. I need a family picture. Where are Jack and Holly?

Jack is doing his homework and Holly is talking on the phone.

3 28 Listen and spell the words.



1. ***** ** *****



2. ***** ** *** *****



3. * * * * * * *



4. ***** *****




5. ** *****



6. * * * * * *

*** *****


4  27 Listen again to **Shutterbugs**.



5 **Grammar Snapshot!** Complete.


1. Jack * * his homework.
2. Grandma * * on the computer.
3. Suki * * TV.



6  29 Listen and cheer!

He's reading a book. She's watching TV.
 She's talking on the phone.
 At home, home, home!



7  Pages 30–31 **Skills Book**

Lesson 3

1  30 Read and listen.

Rainy Days

1
My name is Lily. It's a rainy day, and I'm at home with my family. There are many things to do inside on rainy days.

I'm listening to music. I'm not watching TV. I don't have a TV in my bedroom. My brother and sister are watching TV in the living room.

I really like soccer. When it's raining, I play soccer on the computer. I do my homework on the computer, too, but not today. It's Saturday!

Sometimes I take pictures of my family. Look at Dad! He's reading a book. My mom is working on the computer.






2 Hey! It isn't raining now. They're playing outside. I want to play, too! Rainy days are fun!

2 Name.

Family Member	Activity
Lily	listening to music
Dad	* * *
brother and sister	* *
Mom	* * * *

3  Pages 32-33 Skills Book

Lesson 4



Team Up!

1 Think about activities you like. Make up sentences.

Let's Play!

We're not playing soccer.

We're playing baseball.

2 Share your verse.

We're not playing soccer.

3 Team up and sing your team song. Act it out.

We're playing baseball.



4 Make up the words.

Round Up!

1. **vol** **cer**

2. **soc** **ket** **ball**

3. **ten** **ley** **ball**

4. **bas** **nis**

5 Answer Ricky's Riddle!

My first letter is in **ten** and in **two**.
My third letter is in **sun** and in **ant**.
My fifth letter is in **ping** but not in **pong**.
You can play with a yellow ball.
What am I?

I'm

*	*	*	*	*	*
1	2	3	4	5	6

.

6



Pages 34–35

Skills Book

UNIT 5

Lesson 1

1



32

Listen.

Then echo.



climb trees
/klaɪm triːz/



play ball
/pleɪ bɔːl/



ride a bike
/raɪd ə baɪk/



run
/rʌn/



have a picnic
/həv ə 'pɪknɪk/



play on the swings
/pleɪ ɒn ðə swɪŋz/



ride a skateboard
/raɪd ə 'skeɪt, bɔː(r)d/



take a walk
/teɪk ə wɔːk/

2



33

Listen and say.



A taking a walk



B playing on the swings



C running



D riding bikes

3  **33 Sing: In the Park.**

In the Park



1. What are you doing
In the park today?
I'm / I'm not taking a walk
In the park today.
I'm / I'm not playing on the swings
In the park today.
2. What are you doing
In the park today?
We're / We're not running
In the park today.
We're / We're not riding bikes
In the park today.

Grammar Snapshot!

What are you doing?
I'm playing on the swings.
I'm not taking a walk.
We're riding bikes.
We're not running.




4 Read and say the answer.

1. What are you doing?
a. I'm running.
b. He's playing on the swings.
2. What are you doing?
a. They're playing ball.
b. We're climbing trees.
3. We can answer the question
What are you doing? with
a. *I* and *We*.
b. *He* and *They*.

5 Say the questions and answers.

1. What *** *** ***** ?
I /* ***** * picnic.
2. What *** *** ***** ?
We /** ***** skateboards.

6  **Pages 36–37 Skills Book**

Lesson 2

Shutterbugs



1 Is Tom helping?

2  34 Read and listen.

1

What are they doing?

They're washing the car. But Tom is washing his hair, too!

2

What's Tom doing now?

He's taking out the trash.

And I'm cleaning up!

3  35 Listen and spell the words.



1. * * * * *



2. * * * * * * * * * * * * * * * * *



3. * * * * * * * * * * * * * * * * *



4. * * * * * * * * * * * * * * * * *



5. * * * * * * * * * * * * * * * * *



6. * * * * * * * * * * * * * * * * *



7. * * * * * * * * * * * * * * * * *



8. * * * * * * * * * * * * * * * * *

4  **34** Listen again to **Shutterbugs**.



Tom is washing the dishes. What's Clare doing?

3

She's setting the table. We're making a snack.



Oh, no!

4

Now what's Tom doing?

He's sweeping the floor.

5



No! I'm feeding the pets!


5 **Grammar Snapshot!** Choose the correct answer.

- | | |
|-------------------------|--------------------------|
| 1. What are they doing? | She's setting the table. |
| 2. What's he doing? | They're washing the car. |
| 3. What's she doing? | He's washing the dishes. |

6  **36** Listen and cheer!

What's he doing? He's washing the dishes!
 What are they doing? They're making a snack!



7  **Pages 38-39** Skills Book

Lesson 3

1  37 Read and listen.

Mother's Day

1
Mother's Day is a day to celebrate our moms. They do many things to help us. In the morning, they help us get up and get ready to go to school. They help us do our homework, and they make yummy dinners for us. On Mother's Day I like to do things for my mom.

Today is Mother's Day. This is our mom. We love her very much. Every Mother's Day we get up early and make a big breakfast for her. She likes to eat breakfast in bed as a special treat.



2

When we get home from school, we make a snack for her. Mom likes cookies and milk. Then we all take a walk before dinner.

Today we're eating a delicious dinner.

It's Mom's favourite. After dinner Mom watches TV. I'm washing the dishes, and my brother is taking out the trash. My mom has a great day on Mother's Day. And we do, too!



2 Name the things they do for Mother's Day.

A	make breakfast
B	make a snack
C	ride a bike

D	take out the trash
E	eat dinner
F	wash the dishes

3



Pages 40–41

Skills Book

Lesson 4

Team Up!

1 Think about your week. Speak about four activities.

Day	Activity
Monday	set the table

2 Share your chart.

It's Monday. What are you doing?

I'm setting the table.

3 Team up and make a Weekly Activities Calendar.



4 Name the letters to complete the words.

Round Up!

1. f e e d the pets
2. m * k * a snack
3. t * k * a walk
4. take out the tra * *
5. wa * * the dishes
6. ride a b * k *
7. r * d * a skateboard
8. sw * * p the floor



5 Answer Ricky's Riddle!

My first letter is in **ride** and in **cold**.
My second letter is in **sit** but not in **set**.
My fourth letter is in **she** but not in **see**.
You wash me in the kitchen.
What am I?

I'm * * * * * *.
1 2 3 4 5 6



6



Pages 42-43

Skills Book

UNIT 6

Lesson 1

1



39

Listen.

Then echo.



T-shirt
/'ti:ʃɜ:t/



cap
/kæp/



jeans
/dʒi:ns/



sandals
/'sænd(ə)lz/



pants
/pænts/



shorts
/ʃɔ:(r)ts/



swimsuit
/'swim,su:t/



sneakers
/'sni:kə(r)z/

2



40


Listen and say.

A



B



3  **40** Sing: *My Clothes*.

My Clothes



1. What are you wearing?
I'm wearing a ____*____.
Are you wearing shorts?
Yes, I am.
2. What are you wearing?
I'm wearing ____*____.
Are you wearing a cap?
No, I'm not.
3. What are you wearing?
I'm wearing a ____*____.
Are you wearing jeans?
No, I'm not.

C



Grammar Snapshot!

What are you wearing?
I'm wearing sneakers.

Are you wearing shorts?
Yes, I am. / No, I'm not.



- 4** Read the question with a **yes/no** answer.
 - a. What are you wearing?
 - b. Are you wearing shoes?
- 5** Read and say the answer.
 1. What are you wearing?
 - a. I'm wearing a cap.
 - b. Yes, I am.
 2. Are you wearing sandals?
 - a. No, I'm not.
 - b. I'm wearing a T-shirt.
 3. What are you wearing?
 - a. No, I'm not.
 - b. I'm wearing sneakers.

Lesson 2

1 Where are the Shutterbugs?

2  41 Read and listen.



Shutterbugs



3  42 Listen and spell the words.



1. * * * *



3. * * * * * * * *



5. * * * * * * * * * *



2. * * * * *



4. * * * * * * * * * *



6. * * * * * *

* * * * * * * * * *

4  **41** Listen again to **Shutterbugs**.



5 **Grammar Snapshot!** Answer the questions.



1. Is he building a sandcastle?

Yes, he is _____.



2. Is she eating ice cream?

* * * .




3. Is she swimming?

* * * .



4. Is he sleeping?

* * * .


6  **43** Listen and cheer!

Is he sailing a boat? Yes, he is! Yes, he is!

Is she eating ice cream? No, she isn't! No, she isn't!

CHEER BOX!



7  **Pages 46–47** Skills Book

Lesson 3

1  44 Read and listen.

Sandcastles

1 Every summer there are sandcastle contests at the beach in my town. It's always very hot and sunny. This year people are building very big sandcastles. Sandcastles aren't just for kids. Adults like to build things with sand, too. It's a great day for the whole family!

Artists use sand and water to make the sandcastles. They walk to the ocean to get water. Then they use the water to make the sand hard. Artists use tools to draw in the sand. They are very careful.





2
Look at the dragon. Is he sleeping? Yes, he is.

There is also a sandcastle with an elephant, and one with a shark. It takes a long time to build these beautiful sandcastles.

2 Say the things that are in the sandcastles.

A crocodile

B elephant

C boat

D shark

3



Pages 48–49

Skills Book

Lesson 4

Team Up!

- 1 Think about your favourite activities.
Say your favourite activities in order.

My Favourite Activities

1. eat ice cream
2. fly a kite
3. clean

- 2 Share your ideas.

Eating ice cream is my favourite activity.

My favourite activity is flying a kite.

- 3 Team up and make a Favourite Activities Chart.

Eating ice cream is our favourite activity.



Round Up!

4 Name the letters and complete the phrase.

1. * * * ing a kite

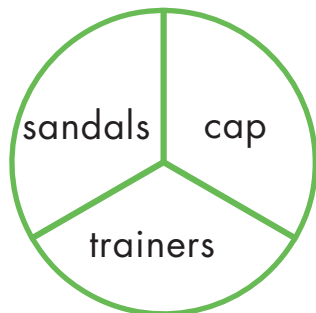
2. * * * ing ice cream

3. * * * * * ing in the water

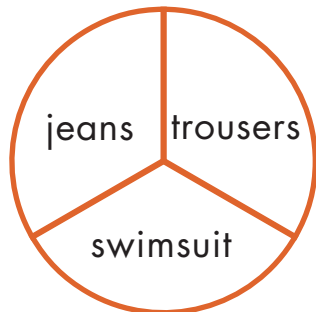
4. * * * * * ing a sandcastle

5 Say the words that are different. Match them to the sentences.

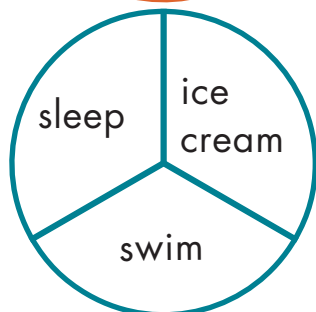
1.



2.



3.



We eat this at the beach.

We wear this on our heads.

We wear this when we're swimming.

6



Pages 50–51

Skills Book

UNIT 7

Lesson 1

1  46 Listen.

Then echo.



cake
/keɪk/



chips
/tʃɪps/



sandwiches
/'sæŋ(d)wɪtʃɪz/



candy
/'kændi/



juice
/dʒuːs/



lemonade
/ˌlemə'neɪd/



popcorn
/'pɒpkɔː(r)n/



soda
/'səʊdə/

2  47 Listen and complete.

There's a Party!

There's a party going on!
Hey! Hey!


There's a party going on!
Hey! Hey!



1. Are they eating * ?

Yes, they are.

They're eating * !

3  **47 Sing:**
There's a Party!



2. Are they drinking * ?
No, they aren't.
They aren't drinking * !
3. Are they eating * ?
Yes, they are.
They're eating * !




Grammar Snapshot!

Are they eating cake?
Yes, they are.
No, they aren't.



- 4** **Read and say the answer.**
- Are they drinking soda?
 - No, they aren't.
 - They aren't drinking juice.
 - What are they eating?
 - Yes, they are.
 - They're eating cake.
- 5** **Read the sentences. Say the questions.**
- They're eating popcorn.
Are they eating popcorn ?
 - They're washing the dishes.
* * * * * ?
 - They're drinking lemonade.
* * * * * ?
 - They're taking a walk.
* * * * * ?

6  **Pages 52–53 Skills Book**

Lesson 2

Shutterbugs



1 Are they preparing for a celebration?

2 48 Read and listen.



3 49 Listen and spell the words.



1. * * * *



2. * * * * *



3. * * * * * * * * *



4. * * * * * * * * *



5. * * * * * * * * * * * * * * *



6. * * * * * * * * * * * * * * *

4  **48** Listen again to **Shutterbugs**.

We need lots of food. Let's buy snacks and a cake!



No! Let's bake a cake!

Are you OK, girls?
Are you running?

No, we aren't!
We're singing
and dancing!



Oh! Fun!

5 **Grammar Snapshot!**
Say the correct answer.

1. We're sending invitations.
2. Are you running?




Yes, we are.

No, we aren't.




Yes, we are.

No, we aren't.

6  **50** Listen and cheer!

Are you buying snacks? Yes, we are!
Are you baking a cake? No, we aren't.
We're dancing and singing. It's party time!



7  **Pages 54-55** Skills Book

Lesson 3

1  51 Read and listen.

New Friends

1
Danny's family has a house in a new town. Danny's new house is great, but Danny misses his friends.

Danny: I want to go home. I want to play with my old friends.

Dad: It's OK, Danny. There are lots of new friends at your new school. Let's see your new bedroom! It's really big!

Danny is in his bedroom. He sees a birthday party outside in the park.

Danny: Are they eating ice cream, Dad?

Dad: Yes. They're dancing and singing, too. Let's go say hello!

Danny: No, I don't want to.





2
Two boys are flying a kite in the park. The kite is up high. It's flying in Danny's window!

Danny: Uh-oh! Now the boys don't have the kite.

Dad: They're Kyle and Kevin! They live next door. Run to the park and give the kite back!

3
Kyle: Thank you! What's your name?

Danny: I'm Danny!

Kevin: Come play with us, Danny!



2 Say the sentences in order.

A Come play with us, Danny!

B They're dancing and singing, too.


C I want to play with my old friends.

D Now the boys don't have the kite.

Lesson 4

Team Up!

1 Think about party preparations. Name a list of things to do.



2 Share your list. Act out the party preparations.

Are you
baking a cake?

Yes, I am.

3 Team up and make a Party Jobs Chart.

I'm washing
the dishes.

PARTY JOBS	
Job	Who
 bake a cake	Charlie
 make decorations	Sarah
 send invitations	Tom
 buy snacks	Katy
 wash the dishes	Jack

Round Up!

4 Complete the words.

1.

2.

3.

4.

5 Answer Ricky's Riddle!

My first letter is in **T-shirt** but not in **shorts**.

My third letter is in **vet** but not in **pet**.

My eighth letter is in **bike** but not in **bake**.

You send me to friends for a party.

What am I?

I'm an

*	*	*	*	*	*	*	*	*	*
1	2	3	4	5	6	7	8	9	10



6 Pages 58–59 Skills Book

UNIT 8

Lesson 1

1



53

Listen.

Then echo.



draw
/drɔː/



hop
/hɒp/



paint
/peɪnt/



play the guitar
/pleɪ ðə ɡɪ'tɑː(r)/




play the drums
/pleɪ ðə 'drʌmz/



jump rope
/dʒʌmp 'rəʊp/



say
Hello!
speak
English
/spi:k 'ɪŋɡlɪʃ/



whistle
/'wɪs(ə)l/

2



54

Listen and say.



A play the guitar



B play the drums

3  **54** **Sing:**
All Day Long!

All Day Long!

I can *
All day long!
I can *
And sing this song.
But I can't whistle
All day long.
I can't whistle and sing
this song.



C jump rope

Grammar Snapshot!

I can play the guitar.
I cannot/can't whistle.



4 **Read and say - A or B.**

1. I can draw.

A



2. I can't draw.


B



5 **Talk to a friend. Use can/can't.**

I can't play the drums.

I can speak English.

6  **Pages 60–61** **Skills Book**

Lesson 2

1 Can Lisa ride a skateboard?

2  55 Read and listen.



Shutterbugs



3  56 Listen and spell the words.



1. * * * * * * * * * *



3. * * * * * * * * * * * *



5. * * * * *



2. * * * * * * *



4. * * * *



6. * * * * * * * * * * * *


4  55 Listen again to **Shutterbugs**.



5 **Grammar Snapshot!** Answer for Lisa.


1. Can you play the guitar?
2. Can you jump rope?
3. Can you ride a skateboard?



6  57 Listen and cheer!

Yeah, yeah! Can you draw? Yes, I can. I can draw.
Hey, hey! Can you paint? No, I can't. I can't paint.



7  Pages 62–63 **Skills Book**

Lesson 3

1  58 Read and listen.

Amazing Animals

1 Bats aren't birds, but they have wings and they can fly. They sleep upside down. They don't sleep at night. They wake up at night and eat. They use their ears to find food.

2 Elephants are very big animals, and they live in big families. Elephants can run very fast, and they can swim, too! They can live to be seventy years old.



3 Sloths like trees. They can climb trees, but they are very slow. Sloths can swim, too. They have big arms. Sloths can sleep for 20 hours in one day!

4 Crocodiles have big mouths with many teeth. They open their mouths when they're hot. Then they can be cool. Can crocodiles run? Yes, they can. They can swim, too. They swim with their tails. Some crocodiles can swim under the water for two hours!

Animals are amazing!



2 Name.

Ability	Animals
swim	elephants, sloths, and crocodiles
fly	<u> * </u>
run	<u> * </u> and <u> * </u>
climb trees	<u> * </u>

Lesson 4

Team Up!

- 1 Think about four activities you can and cannot/can't do. Name them.

I can _____ I cannot/can't _____

- 2 Share your ideas.

Can you play the drums? No, I can't.

- 3 Team up and make an Abilities Chart.

We can all whistle.

Leo and Ann can't play tennis.



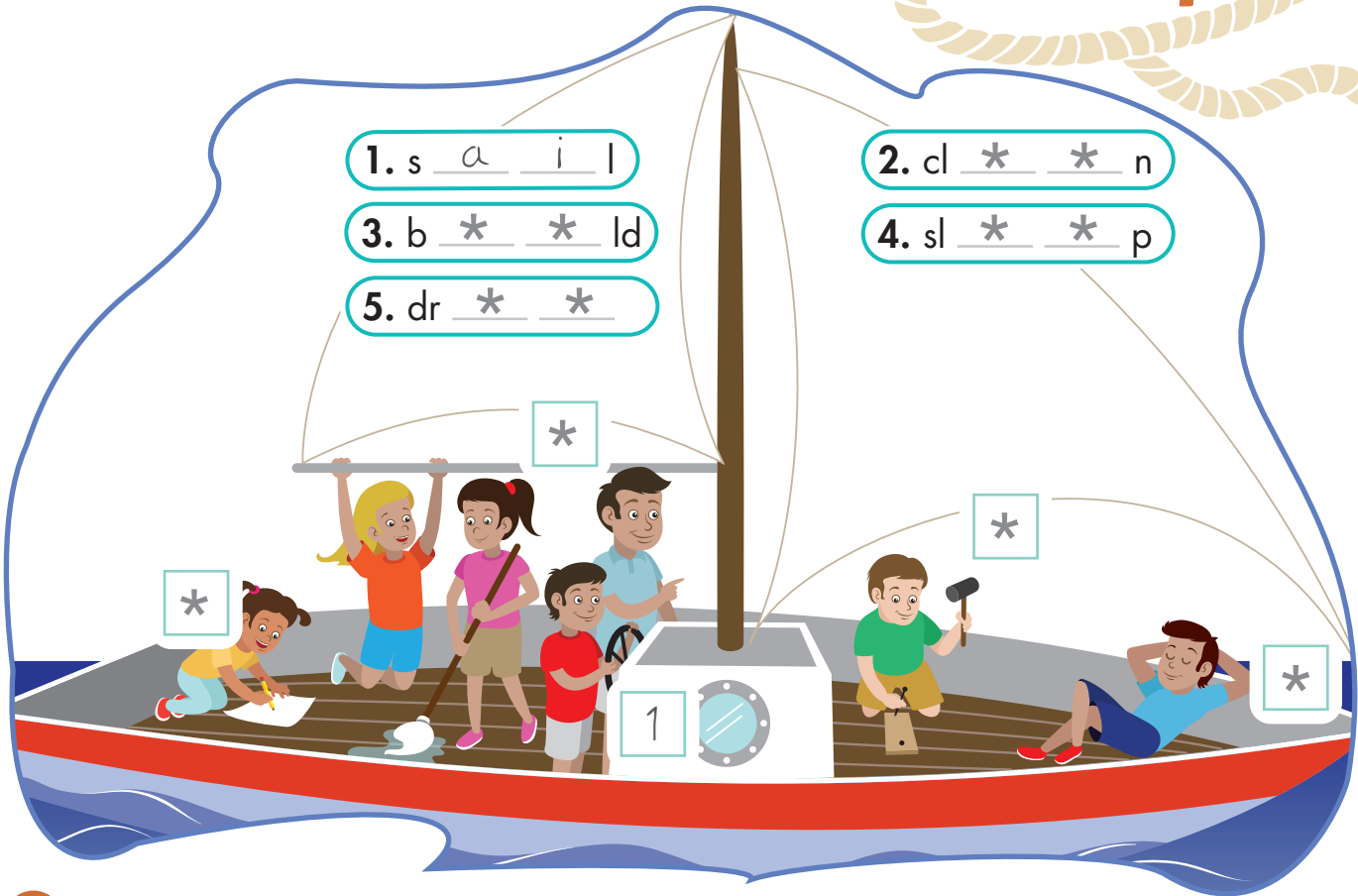
CAN ✓	
Activity	Who
whistle	we can
draw	Lucy Ann
climb trees	Charlie Leo
play tennis	Lucy Charlie

CANT' X	
Activity	Who
play drums	we can't
draw	Charlie Leo
climb trees	Ann Lucy
play tennis	Leo Ann



4 Spell the word and name the action.

Round Up!



5 Read the clues. Then choose the correct answer.



It has two words.

* *




It has three letters.

* *



It ends with the letter e.

*



It has three words.

* * *

Publication Information

Happy Campers Student Book 4

Textbook of English as the main foreign language for the 4th grade of the general education schools

Macmillan Education
4 Crinan Street London N1 9XW
A division of Macmillan Education Limited

Companies and representatives throughout the world

ISBN 978-1-38006-409-7

Text, design and illustration © Macmillan Education Limited 2020
Written by Patricia Acosta, Angela Padrón and Katie Foufouti
The authors have asserted their rights to be identified as the authors of this work in accordance with the Copyright, Designs and Patents Act 1988.

Based on Happy Campers © Macmillan Education Limited 2015
Published under License. First published 2015 by Macmillan Education Limited

All rights reserved. No part of this publication may be reproduced, or stored in a retrieval system, transmitted in any form or by any means, electronic, mechanical, photocopying, recording, or otherwise, without the prior written permission of the publishers.

This edition published 2023

Original design by Pronk Media Inc.
Page make-up by Have a Book

Illustrated by: Scott Burroughs (comic strips: pp8–9, 12–13, 20–21, 28–29, 36–37, 44–45, 52–53, 60–61, 68–69); Valentina Mendicino (vocabulary art: pp12, 18, 25, 26–27, 28, 34, 36, 42, 44, 50, 52, 58, 60, 66, 68, 73(b)); Pronk Media Inc. (pp10–11, 16, 19, 20, 24, 27, 32, 35, 40, 48, 56, 60, 64, 67, 72); Victory Productions, Inc. (pp14–15, 22–23, 30–31, 73(t)); Dorota Zduńiewicz-Dąbrowska (pp54–55)
Cover design and illustration by Roberto Martínez
Cover photograph by George Contorakes
Cover make-up by Have a Book
Picture research by Penelope Bowden, Proudfoot Pictures

The authors and publishers would like to thank the following for permission to reproduce their photographs:
Alamy Stock Photo/FLPA p71(tl); **BananaStock** pp39(tr), 67; **Blend Images**/Jamie Grill p19, Blend Images/Terry Vine p10; **Comstock Images** p47(t); **Fuse**/Dean Pictures p47(br); **Getty Images**/amana images RF p35, Getty Images/AriMarie p54(bl), Getty Images/Creatas Images p39(cl), Getty Images/czekma13 pp70–71, Getty Images/Hinterhaus Productions p47(c), Getty Images/Christian Heinrich p71(r), Getty Images/Johner Images p42(a), Getty Images/Jose Luis Pelaez pp13, 35, 42(b), Getty Images/Megan Hamilton Photography p66(b), Getty Images/Morsa Images p39, Getty Images/Westend61 p13, Getty Images/Zhang Zheng pp54–55; **iStock**/Amy_Lv p47(tr), iStock/belchonock pp38–39, iStock/bowdenimages p42(d), iStock/cowboy5437 p70(tr), iStock/grebeskovmaxim cover p2(tl, tr), iStock/JBryson p10, iStock/Liang Zhang p46(br), iStock/monkeybusinessimages p18, iStock/SerrNovik p42(c), iStock/zokru p70(bl); **Image Source** p66(t), Image Source/Steve Prezant p11; **MARS** pp46–47; Onoky RF/Eric Audras p46(bl), Onoky RF/Fabrice Lerouge p12; **Punchstock** p14; Stockbyte p35; **Stockdisk** p38(b); **Superstock** p54(cr).

Commissioned photographs by George Contorakes pp7, 16, 24, 26, 32, 40, 48, 50–51, 56, 58–59, 64, 72
The authors and publishers wish to thank the following for their help with the photo shoot: Karen Greer Models, LLC; Anaiya; Angela; Evan; and Sam
Props for commissioned photographs by Luise Johnson-Dailey, Bluwave Creative
The authors and publishers are grateful to the Ministry of Science and Education Republic of Azerbaijan for permission to reproduce the photograph of the national leader of the Azerbaijani Nation, Heydar Aliyev (p1)

Adapted by Edumedia-Azerbaijan LLC and Macmillan Education Limited

These materials may contain links for third party websites. We have no control over, and are not responsible for, the contents of such third party websites. Please use care when accessing them. The inclusion of any specific companies, commercial products, trade names or otherwise does not constitute or imply its endorsement or recommendation by Macmillan Education Limited.

Ministry of Science and Education Republic of Azerbaijan approval number: _____

Date of approval for publication: _____

Printed and bound in the Republic of Azerbaijan

2027	2026	2025	2024	2023
10 9	8 7	6 5	4 3	2 1

Buraxılış məlumatı

Happy Campers Dərslük 4

Ümumi təhsil müəssisələrinin 4-cü sinifləri üçün İngilis dili (əsas xarici dil) fənni üzrə dərslük

Macmillan Education
Crinan küç. 4
London N1 9XW
Macmillan Education Limited -in bir hissəsidir

Dünya üzrə şirkət və nümayəndəlikləri mövcuddur

ISBN 978-1-38006-409-7

Mətn, tərtibat, illüstrasiya © Macmillan Education Limited 2020

Patricia Acosta, Angela Padrón və Katie Foufouti tərəfindən yazılmışdır

1988-ci il Müəlliflik hüquqları, Tərtibat və Patent Aktına uyğun olaraq müəlliflər öz hüquqlarını bu işin müəllifləri kimi təsdiqləmişlər

"Happy Campers © Macmillan Education Limited 2015" əsasında tərtib edilmişdir

Lisənziya əsasında dərc olunmuşdur.

İlk dəfə Macmillan Education Limited tərəfindən 2015-ci ildə dərc olunmuşdur

Bütün hüquqlar qorunur. Nəşriyyatların əvvəlcədən verilmiş yazılı icazəsi olmadan bu nəşri və yaxud onun hər hansı hissəsinin surətini çıxartmaq, elektron informasiya sistemində saxlamaq, hər hansı üsulla (elektron, mexaniki, fotosurat, səs yazısı və ya başqa üsulla) ötürmək qanuna ziddir.

Bu nəşr 2023-ci ildə dərc olunmuşdur

Orijinal tərtibat Pronk Media Inc. tərəfindən edilmişdir

Səhifələrin tərtibatı Have a Book tərəfindən edilmişdir

Təsvirlər: Scott Burroughs (komikslər: səh. 8–9, 12–13, 20–21, 28–29, 36–37, 44–45, 52–53, 60–61, 68–69); Valentina Mendicino (lüğət: səh. 12, 18, 25, 26–27, 28, 34, 36, 42, 44, 50, 52, 58, 60, 66, 68, 73(b)); Pronk Media Inc. (səh. 10–11, 16, 19, 20, 24, 27, 32, 35, 40, 48, 56, 60, 64, 67, 72); Victory Productions, Inc. (səh. 14–15, 22–23, 30–31, 73(t)); Dorota Zduniewicz-Dąbrowska (səh. 54–55)

Üz qabığının tərtibatı və illüstrasiyalar Roberto Martínez tərəfindən hazırlanmışdır

Üz qabığının şəkli George Contorakes tərəfindən çəkilmişdir

Üz qabığının tərtibatı Have a Book tərəfindən edilmişdir

Şəkil axtarışı Penelope Bowden və Proudfoot Pictures tərəfindən icra edilmişdir

Foto şəkilləri təkrar istifadə etməyə icazə verdiklərinə görə müəlliflər və nəşirlər aşağıdakı saytlara təşəkkürlərini bildirirlər: **Alamy Stock Photo**/FLPA səh. 71(tl);

Səhifə sayı: 74
Ölçü: 21,0x27,0

BananaStock səh. 39(tr), 67; **Blend Images**/Jamie Grill səh. 19; Blend Images/Terry Vine səh. 10; **Comstock Images** səh. 47(t); **Fuse**/Dean Pictures səh. 47(br); **Getty Images**/amana images RF səh. 35, Getty Images/ArtMarie səh. 54(bl), Getty Images/Creatas Images səh. 39(cl), Getty Images/czekma13 səh. 70–71, Getty Images/Hinterhaus Productions səh. 47(c), Getty Images/Christian Heinrich səh. 71(r), Getty Images/Johner Images səh. 42(a), Getty Images/Jose Luis Pelaez səh. 13, 35, 42(b), Getty Images/Megan Hamilton Photography səh. 66(b), Getty Images/Morsa Images səh. 39, Getty Images/Westend61 səh. 13, Getty Images/Zhang Zheng səh. 54–55; **iStock**/Amy_Lv səh. 47(tr), iStock/belchonock səh. 38–39, iStock/bowdenimages səh. 42(d), iStock/cowboy5437 səh. 70(tr); iStock/grebeskovmaxim üz qabığı, səh. 2(tl, tr); iStock/JBryson səh. 10, iStock/Liang Zhang səh. 46(br), iStock/monkeybusinessimages səh. 18, iStock/SerrNovik səh. 42(c), iStock/zokru səh. 70(bl); **Image Source** səh. 66(t), Image Source/Steve Prezant səh. 11; **MARS** səh. 46–47; **Onoky RF**/Eric Audras səh. 46(bl); **Onoky RF**/Fabrice Lerouge səh. 12; **Punchstock** səh. 14; **Stockbyte** səh. 35; **Stockdisk** səh. 38(b); **Superstock** səh. 54(cr).

Şəkillər George Contorakes tərəfindən yığılmışdır, səh. 7, 16, 24, 26, 32, 40, 48, 50–51, 56, 58–59, 64, 72

Müəlliflər və nəşirlər fotosəkil çəkilişi ilə əlaqədar kömək etdikləri üçün aşağıdakılara təşəkkür edirlər: Karen Greer Models, LLC; Anaiya; Angela; Evan; və Sam

Yığılmış şəkillər üçün rekvizitlər Luise Johnson-Dailey, Bluwave Creative tərəfindən verilmişdir

Müəlliflər və nəşirlər Azərbaycan Respublikası Elm və Təhsil Nazirliyinə Azərbaycan xalqının ümummilli lideri Heydər Əliyevin fotosəklinin istifadəsinə icazə verdiyinə görə təşəkkürünü bildirirlər (səh. 1)

Redaksiya (adaptasiya) işləri "Edumedia-Azərbaycan" MMC və Macmillan Education Limited tərəfindən həyata keçirilmişdir.

Bu nəşrdəki materiallar üçüncü tərəf saytlarına istinadları ehtiva edə bilər. Bizim üçüncü tərəf saytlarının məzmununa heç bir nəzarətimiz yoxdur və bunun üçün məsuliyyət daşırıq. Onlardan istifadə edərkən diqqətli olun.

Bu nəşrə hər hansı şirkətin, kommersiya məhsulunun, ticarət adlarının və ya başqa bir məlumatın daxil edilməsi onların Macmillan Education Limited tərəfindən təsdiqi və ya tövsiyəsi kimi qəbul olunmamalıdır.

Azərbaycan Respublikası Elm və Təhsil Nazirliyinin qrif

nomrəsi: _____

Əlyazmanın yığıma verildiyi və çapa imzalandığı tarix:

Azərbaycan Respublikasında istehsal edilmişdir

Tiraj: 153000

2027 2026 2025 2024 2023

10 9 8 7 6 5 4 3 2 1



Happy Campers,
friends forever!



Happy Campers 4

Happy Campers Components

For Students

- Student Book
- Skills Book

For Teachers

- Teacher Book
- Class Audio CD

ISBN 978-13-8006-409-7



9 781380 064097